

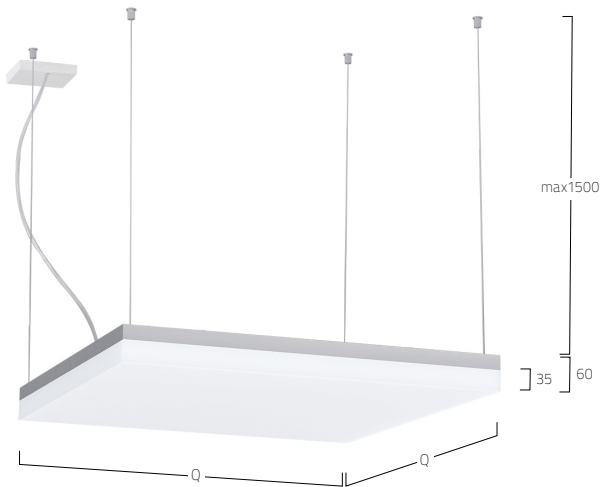
CUBIC AMBIENT
SUSPENDED | G7/P7



DE LED-Pendelleuchte. Direkt-rundumstrahlend. Leuchtenkörper aus Aluminium. Oberfläche silber oder weiß, graphit, schwarz bzw. champagnerfarben lackiert. Weitere Oberflächenoptionen siehe Lightnet-Surface-Collection oder RAL nach Wahl. Ambientdiffusor aus satiniertem Acrylglas für Allgemeinbeleuchtung. Konverter in Leuchtgehäuse integriert, wahlweise einfach schaltbar oder stufenlos dimmbar (1-10V, DALI, Touch-Dim, Casambi). Farbtemperaturen 2700K, 3000K, 3500K oder 4000K. Binning initial ≤ MacAdam 3. Farbwiedergabe CRI>80 oder CRI>90. Stufenlos höhenverstellbare Parallel-Seilabhängung mit transparent ummantelter Zuleitung. Auf Anfrage: Integration von Notlichtkomponenten, Sensortechnologie, Zuleitungskabel in soft-touch schwarz oder rot.

EN LED pendant luminaire. Omnidirectional light distribution. Luminaire body made of aluminium. Surface silver or white, graphite, black or champagne coated. Further surface options see Lightnet-Surface-Collection or RAL of your choice. Ambient diffuser made of frosted acrylic glass for general lighting. Driver integrated into luminaire housing, optionally switchable or dimmable (1-10V, DALI, Touch-Dim, Casambi). Colour temperature 2700K, 3000K, 3500K or 4000K. Binning initial ≤ MacAdam 3. Colour rendering CRI>80 or CRI>90. Height-adjustable parallel-cord suspension with transparent power supply cable. On request: Integration of emergency lighting components, sensor technology, soft-touch black or red sheathed power supply cable.

FR Luminaire LED suspendu. Diffusion de l'éclairage omnidirectionnelle. Corps du luminaire en aluminium. Surface laquée argent, blanc, graphite, noir ou champagne. Autres options de finition voir Lightnet-Surface-Collection ou RAL au choix. Diffuseur AMBIENT en verre satiné acrylique pour diverses applications d'éclairage. Driver intégré dans le luminaire, au choix ON/OFF ou graduable (1-10V, DALI, Touch-Dim, Casambi). Température de couleur 2700K, 3000K, 3500K ou 4000K. Binning initial ≤ MacAdam 3. Rendu de couleur CRI>80 ou CRI>90. Filin parallèle droit et tendeur rapide réglable avec câble d'alimentation transparent. Sur demande: Intégration de batterie de secours, technologie de sensor/cellule, câble d'alimentation matière-tissu soft-touch noir ou rouge.

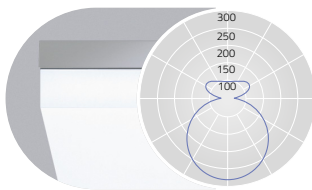


PRODUCT-CODE: C P7 F B E - 8 30 M - Q300 - K

- PRODUCT FAMILY - C Cubic
- TYPE - G7 Direct-only
P7 Direct-Indirect
- OPTICAL SYSTEM - F Ambient
- SURFACE FINISH - W Snow White, S Radiant Silver, U Urban Graphite,
B Jet Black, H Champagne Silver
- CONTROL GEAR - E: On/Off, L: DALI, D: 1-10V, H: Touch-Dim, C: Casambi
- COLOUR REND. - 8 CRI>80, 9 CRI>90, F: Full Spectrum
- COLOUR TEMP. - 27 2700K, 30 3000K, 35 3500K, 40 4000K
- POWER - M: Medium Power, H: High Power
- SIZE - Square Size in mm: Q300 Q400 Q500 Q600
- SUSPENSION - K Parallel Suspension
- ON REQUEST - Emergency Module, Radar Sensor, Cable colour: Red, Black

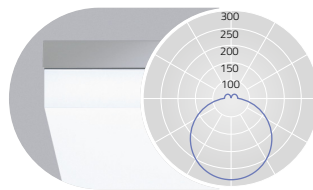


AMBIENT DIFFUSER / DIRECT-INDIRECT



DIRECT: ca.75% INDIRECT: ca.25%

AMBIENT DIFFUSER / DIRECT



DIRECT: ca.98% INDIRECT: ca.2%

Q mm	Lumen/Watt Medium Power	Lumen/Watt High Power
300	2080lm/17W	3080lm/26W
400	3360lm/26W	4900lm/38W
500	4790lm/33W	8970lm/67W
600	8020lm/59W	11940lm/89W

Q mm	Lumen/Watt Medium Power	Lumen/Watt High Power
300	1460lm/12W	2150lm/18W
400	2510lm/20W	3660lm/29W
500	3810lm/27W	7130lm/51W
600	5410lm/40W	8850lm/65W

Lumen Values: Luminaire luminous flux at 4000K/CRI>80. Other configurations on request.

