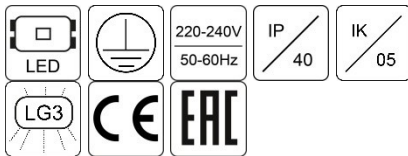


CALIMA U LED

Surface and Suspended Luminaires



Images for the product family and options:



Description: Suspended LED luminaire, basic version
 Light distribution type: direct (direct/indirect LG3 version)
 Optical system: matt micro-prismatic PMMA diffuser, low glare
 Housing: steel
 Colour: white (RAL9003)

General data: Mains voltage: 220-240V, 50/60Hz
 LED lifetime, h: 50000/L80B10
 SDCM: 3
 Protection class IEC: I
 Ingress protection code: IP40
 Mechanical impact resistance: IK05
 Operating temperature range, °C: ta 0...+35

Installation: Suspended (accessories to be ordered separately), with L/LL option is designed for in-line connection. Push-in terminal, 3x2x2.5mm²

Environment: Indoor

Application: Office, education, retail, public place



Sensors ensure lighting is only on when and where it is needed. The sensors can bring huge benefits in terms of energy management as they enable sunlight harvesting, automatic dimming, and sensing the presence of people. The lighting is only on when actually required so cost savings are considerable. Energy saving - typically between 30% and 50%. Application: are ideal for all office areas including work spaces, conference rooms, corridors, break-out rooms, administrative areas, stairwells and similar applications in schools and hospitals. For more information see the option list and energy saving solutions.



Pull switch version (to switch on/off) available on request. For more information please check the option list.



LG3 – Luminaire fits to LG3 requirements with 30-40% light distribution to the ceiling and 70-60% to the floor. For more information please check the option list.



Fitting for in-line connection can be ordered on request. Please add I-JOIN MTG KIT Calima U LED/Etesian U LED RAL9003 accessory and select L or LL options depending on luminaire's location in the line (first/ end/ intermediate). For more information please check the option and accessories list.

TECHNICAL DATA SHEET



High flexibility to meet specific project requirements, as luminaires can be painted to all RAL code colours on request. For more information please check the option list.

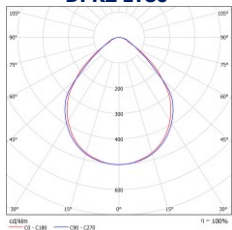
Product	Length, mm	Width, mm	Height, mm	Luminaire output*, lm	System power*, W	System efficacy*, lm/W	CRI* (Ra)	CCT*, K	Weight, kg
Calima U LED1x2600 H143 T830 DPRZ LT80	1215	175	40	2477	18,4	135	80+	3000	4,10
Calima U LED1x3550 H144 T830 DPRZ LT80	1215	175	40	3376	25,7	131	80+	3000	4,10
Calima U LED1x5100 H207 T830 DPRZ LT80	1215	175	40	4824	35,5	136	80+	3000	4,10
Calima U LED1x3250 H145 T830 DPRZ LT80	1495	175	40	3097	22,7	136	80+	3000	5,10
Calima U LED1x4450 H146 T830 DPRZ LT80	1495	175	40	4220	31,8	133	80+	3000	5,10
Calima U LED1x6350 H208 T830 DPRZ LT80	1495	175	40	6030	45,4	133	80+	3000	5,10
Calima U LED1x2600 H143 T840 DPRZ LT80	1215	175	40	2570	18,4	140	80+	4000	4,10
Calima U LED1x3550 H144 T840 DPRZ LT80	1215	175	40	3534	25,7	137	80+	4000	4,10
Calima U LED1x5100 H207 T840 DPRZ LT80	1215	175	40	5407	35,5	152	80+	4000	4,10
Calima U LED1x3250 H145 T840 DPRZ LT80	1495	175	40	3213	22,7	141	80+	4000	5,10
Calima U LED1x4450 H146 T840 DPRZ LT80	1495	175	40	4418	31,8	139	80+	4000	5,10
Calima U LED1x6350 H208 T840 DPRZ LT80	1495	175	40	6313	45,4	139	80+	4000	5,10
Calima U LED1x2600/1450 H147 T830 DPRZ LT80 LG3	1215	175	40	3818	26,4	144	80+	3000	4,60
Calima U LED1x3550/1950 H148 T830 DPRZ LT80 LG3	1215	175	40	5203	38,6	134	80+	3000	4,60
Calima U LED1x4300/2100 H209 T830 DPRZ LT80 LG3	1215	175	40	6085	43,4	140	80+	3000	4,60
Calima U LED1x3250/1900 H149 T830 DPRZ LT80 LG3	1495	175	40	4885	33,7	144	80+	3000	5,60
Calima U LED1x4450/2550 H150 T830 DPRZ LT80 LG3	1495	175	40	6656	48,8	136	80+	3000	5,60
Calima U LED1x5400/2800 H210 T830 DPRZ LT80 LG3	1495	175	40	7773	54,2	143	80+	3000	5,60
Calima U LED1x2600/1450 H147 T840 DPRZ LT80 LG3	1215	175	40	3997	26,4	151	80+	4000	4,60
Calima U LED1x3550/1950 H148 T840 DPRZ LT80 LG3	1215	175	40	5447	38,6	141	80+	4000	4,60
Calima U LED1x4300/2100 H209 T840 DPRZ LT80 LG3	1215	175	40	6372	43,4	146	80+	4000	4,60
Calima U LED1x3250/1900 H149 T840 DPRZ LT80 LG3	1495	175	40	5114	33,8	150	80+	4000	5,60
Calima U LED1x4450/2550 H150 T840 DPRZ LT80 LG3	1495	175	40	6968	48,8	142	80+	4000	5,60
Calima U LED1x5400/2800 H210 T840 DPRZ LT80 LG3	1495	175	40	8138	54,2	150	80+	4000	5,60

* Tolerance range for optical and electrical data: ±10%. Values apply to an ambient temperature of 25°C. NORTHCLIFFE LIGHTING is constantly developing and improving its products. The right is reserved to change any product specifications without prior notification

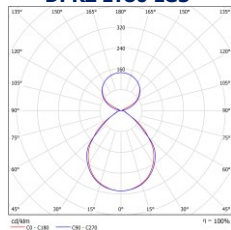
Available options:

LG3	Luminaire fits to LG3 requirements (with direct/indirect light distribution)	CBF3-2.0m	Cable 3x0.75mm ² for suspended luminaire up to 2.0 meters, white
DALI	Driver with DALI interface and switch-control dimming	CBF3-2.0m clear	Cable 3x0.75mm ² for suspended luminaire up to 2.0 meters, transparent
*note - for DALI LIN option wires are 2x0.5mm ²		CBF5-2.0m clear	Cable 5x0.75mm ² for suspended luminaire up to 2.0 meters, transparent
COR	Driver with Corridor function (never off)		*note - for suspended luminaires it is recommended to use one of CBF3 option for easier mounting
COR1min	Driver with Corridor function 1min (switch off after 1 min.)	RAL	RAL colour
COR30min	Driver with Corridor function 30min (switch off after 30 min.)	T830	Colour temperature 3000K, CRI 80+
1LIN	Through wiring 3x1.5 mm ² with two push-in terminal blocks	T840	Colour temperature 4000K, CRI 80+
3LIN	Through wiring 5x1.5 mm ² with two push-in terminal blocks	BLT	Integrated wireless control unit and driver for lighting control via mobile device (via Bluetooth)
*note - for LIN options joint kit is included as standard		DLIGHT	Integrated daylight sensor and dimming driver for simple setting of constant light level
MPRZ LT92	Translucent micro-prismatic diffuser with high light transmittance	PULL	Pull switch device, on/off
DPRZ LT80	De-glaring matt micro-prismatic diffuser	PULLDIM	Pull switch device and driver with switch-control dimming
1G	Strain relief for power supply cable	Lsep	Option that enables to control (on/off) Down and up lights separately
L	Luminaire designed to in-line connection with join element - end/first luminaire (join kit not included)		*note - available with LG3 version
LL	Luminaire designed to in-line connection with join element - intermediate luminaire (join kit not included)	EM3	Emergency version 3 hours
*note - for L and LL models joint kit not included, 1LIN option included (5TB option for lengths up to 800mm)		EM3B	Emergency version 3 hours (best available technology)
CBF3-2.0m spiral	Spiral cable 3x0.75mm ² for suspended luminaire up to 2.0 meters, white	EM3A	Emergency version equipped with an autonomous testing system, 3 hours
		EM3D	Emergency version 3 hours with DALI interface

DPRZ LT80



DPRZ LT80 LG3



TECHNICAL DATA SHEET

Available accessories:



Product: I-JOIN MTG KIT Calima U LED/Etesian U LED RAL9003
Description: "I" type join kit for connecting luminaires in-line



Product: CAP1 CLEAR
Description: Plastic cap for hiding cable inlet into ceilings, clear



Product: CAP2 WHITE
Description: Plastic cap for hiding cable inlet into ceilings, white



Product: CAP spiral cable 3x0.75 2.0m white
Description: Spiral cable 3x0.75mm² for suspended luminaire up to 2.0 meters, white



Product: CAP cable 3x0.75 2.0m clear
Description: Cable 3x0.75mm² for suspended luminaire up to 2.0 meters, transparent



Product: BLANK Calima U LED 300mm 1LIN v2 RAL9003
Description: Blank part kit for connecting luminaires in-line, 1pcs
**note - BLANK through wiring option must meet luminaire options*



Product: BLANK Calima U LED 1215mm 1LIN v2 RAL9003
Description: Blank part kit for connecting luminaires in-line, 1pcs
**note - BLANK through wiring option must meet luminaire option*



Product: Suspension MTG KIT SUSY
Description: Suspension wire set "Y" type, 1.5m adjustable, 1pcs
**note - 2pcs MTG KIT SUSY for 1 luminaire required*



Product: CAP1 WHITE
Description: Plastic cap for hiding cable inlet into ceilings, white



Product: CAP2 CLEAR
Description: Plastic cap for hiding cable inlet into ceilings, clear



Product: CAP cable 3x0.75 2.0m white
Description: Cable 3x0.75mm² for suspended luminaire up to 2.0 meters, white



Product: BLANK Calima U LED 600mm 1LIN v2 RAL9003
Description: Blank part kit for connecting luminaires in-line, 1pcs
**note - BLANK through wiring option must meet luminaire options*



Product: CAP4, white
Description: Steel cap for hiding cable inlet into ceiling, white/ grey/ black