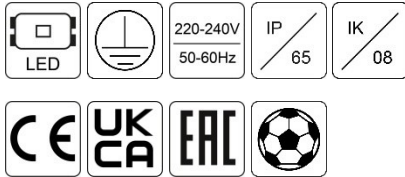


NORTE I LED

High-bays



Images for the product family and options:



Description: Surface mounted or suspended high-bay LED luminaire
 Light distribution type: direct
 Optical system: lenses, silicone rubber gasket, impact resistant
 Housing: aluminium
 Colour: white (RAL9003)

General data: Mains voltage: 220-240V, 0/50/60Hz
 LED lifetime, h: 100000/L80B50
 SDCM: 3
 Protection class IEC: I
 Ingress protection code: IP65
 Mechanical impact resistance: IK08 (IK10 with protection grid)
 Protection symbol: D
 Operating temperature range, °C: ta -20...+40

Installation: On the ceiling or wall, or suspended. Push-in terminal, 5x2x2.5mm²

Environment: Indoor

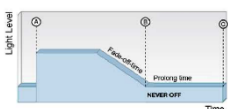
Application: Industry, warehouse, hall, sports, transport terminal



Fixture mounted HBPIR sensors provide fast installation and immediate energy savings by automatically activating lighting only during periods of occupancy. Reliable passive infrared (PIR) technology detects occupancy, and the variable time delay - up to 30 minutes - is user accessible without power, tools or disassembly, and allows the ideal setting based on application needs. Included with the sensor are lenses for high-bay, low-bay and aisle mounting, allowing one unit to cover a variety of applications. The innovative Autocal feature performs an automatic daylight level calibration. Once calibrated, the sensor requires no further adjustment and immediately enters daylight harvesting mode, actively switching the connected fixture load ON and OFF in response to occupancy and available natural light maximizing energy savings through efficient light harvesting.



Fixture mounted HBEAIR sensors ensure lighting is only on when and where it is needed. The sensors in combination with luminaires can bring huge benefits in terms of energy management as they provide occupancy detection and daylight sensing for heights up to 16 meters. Energy saving - typically between 30% and 50%. HBEAIR can be easily programmed via a smartphone, that offers immense flexibility to commission luminaires into groups and further divided in zones wirelessly. The HBEAIR offers intelligent wireless lighting control, for warehouse (and similar) applications. Advantages: 5m-16m mounting height, simple grouping via NFC and IR with the Apps, zoning and occupancy sharing (zone with motion goes to full task level while sub-zones are maintained at background light level).



Corridor option automatic switching is based on presence/motion with the time delay set on site to suit the customer's requirements, where no presence is detected the light level will fade from 100% down to 10% saving up to 60% of the energy usage. The COR function does not abruptly switch off the lighting but dims it to a 10% level. Depending on the profile selected the device remains at this light level ("never off" profile) or switches off completely after the appropriate delay ("Switch off" profile). This arrangement provides efficient energy savings in 24-hour applications where light is needed round the clock for safety reasons, for example in stairwells and corridors in public buildings, and in large apartment complexes, car parks, pedestrian underpasses, warehouses and underground railway stations.

TECHNICAL DATA SHEET

Product	Length, mm	Width, mm	Height, mm	Luminaire output*, lm	System power*, W	System efficacy*, lm/W	CRI	CCT*, K	Weight, kg
Norte I LED1x10500 G103 T830 ALU L40	935	114	80	9503	58,7	162	80+	3000	1,50
Norte I LED1x12350 G104 T830 ALU L40	935	114	80	11206	70,1	160	80+	3000	1,50
Norte I LED1x14250 G105 T830 ALU L40	935	114	80	12922	82,5	157	80+	3000	1,50
Norte I LED1x15650 G106 T830 ALU L40	1190	114	80	14255	86,2	165	80+	3000	2,20
Norte I LED1x18550 G107 T830 ALU L40	1190	114	80	16809	104,0	162	80+	3000	2,20
Norte I LED1x21250 G108 T830 ALU L40	1190	114	80	19384	122,4	158	80+	3000	2,20
Norte I LED1x20900 G110 T830 ALU L40	1444	114	80	18909	114,6	165	80+	3000	2,80
Norte I LED1x24700 G111 T830 ALU L40	1444	114	80	22412	138,7	162	80+	3000	2,80
Norte I LED1x26450 G116 T830 ALU L40 DALI	1444	114	80	24050	151,2	159	80+	3000	2,80
Norte I LED1x28350 G112 T830 ALU L40	1444	114	80	25711	162,8	158	80+	3000	2,80
Norte I LED1x31100 G113 T830 ALU L40	1953	114	80	28217	171,4	165	80+	3000	4,10
Norte I LED1x36900 G114 T830 ALU L40	1953	114	80	33444	207,4	161	80+	3000	4,10
Norte I LED1x42300 G115 T830 ALU L40	1953	114	80	38367	243,5	158	80+	3000	4,10
Norte I LED1x10500 G103 T840 ALU L40	935	114	80	10031	58,7	171	80+	4000	1,50
Norte I LED1x12350 G104 T840 ALU L40	935	114	80	11829	70,1	169	80+	4000	1,50
Norte I LED1x14250 G105 T840 ALU L40	935	114	80	13640	82,5	165	80+	4000	1,50
Norte I LED1x15650 G106 T840 ALU L40	1190	114	80	14969	85,9	174	80+	4000	2,20
Norte I LED1x18550 G107 T840 ALU L40	1190	114	80	17743	104,0	171	80+	4000	2,20
Norte I LED1x21250 G108 T840 ALU L40	1190	114	80	20355	122,1	167	80+	4000	2,20
Norte I LED1x20900 G110 T840 ALU L40	1444	114	80	19959	114,6	174	80+	4000	2,80
Norte I LED1x24700 G111 T840 ALU L40	1444	114	80	23657	138,7	171	80+	4000	2,80
Norte I LED1x26450 G116 T840 ALU L40 DALI	1444	114	80	25315	151,2	167	80+	4000	2,80
Norte I LED1x28350 G112 T840 ALU L40	1444	114	80	27140	162,8	167	80+	4000	2,80
Norte I LED1x31100 G113 T840 ALU L40	1953	114	80	29784	171,4	174	80+	4000	4,10
Norte I LED1x36900 G114 T840 ALU L40	1953	114	80	35302	207,4	170	80+	4000	4,10
Norte I LED1x42300 G115 T840 ALU L40	1953	114	80	40499	243,5	166	80+	4000	4,10
Norte I LED1x10500 G103 T830 ALU L30x65	935	114	80	9399	58,7	160	80+	3000	1,50
Norte I LED1x12350 G104 T830 ALU L30x65	935	114	80	11083	70,1	158	80+	3000	1,50
Norte I LED1x14250 G105 T830 ALU L30x65	935	114	80	12780	82,5	155	80+	3000	1,50
Norte I LED1x15650 G106 T830 ALU L30x65	1190	114	80	14098	86,2	164	80+	3000	2,20
Norte I LED1x18550 G107 T830 ALU L30x65	1190	114	80	16624	104,0	160	80+	3000	2,20
Norte I LED1x21250 G108 T830 ALU L30x65	1190	114	80	19171	122,4	157	80+	3000	2,20
Norte I LED1x20900 G110 T830 ALU L30x65	1444	114	80	18701	114,6	163	80+	3000	2,80
Norte I LED1x24700 G111 T830 ALU L30x65	1444	114	80	22166	138,7	160	80+	3000	2,80
Norte I LED1x26450 G116 T830 ALU L30x65 DALI	1444	114	80	23785	151,2	157	80+	3000	2,80
Norte I LED1x28350 G112 T830 ALU L30x65	1444	114	80	25429	162,8	156	80+	3000	2,80
Norte I LED1x31100 G113 T830 ALU L30x65	1953	114	80	27907	171,4	163	80+	3000	4,10
Norte I LED1x36900 G114 T830 ALU L30x65	1953	114	80	33077	207,4	159	80+	3000	4,10
Norte I LED1x42300 G115 T830 ALU L30x65	1953	114	80	37945	243,5	156	80+	3000	4,10
Norte I LED1x10500 G103 T840 ALU L30x65	935	114	80	9921	58,7	169	80+	4000	1,50
Norte I LED1x12350 G104 T840 ALU L30x65	935	114	80	11699	70,1	167	80+	4000	1,50
Norte I LED1x14250 G105 T840 ALU L30x65	935	114	80	13490	82,5	164	80+	4000	1,50
Norte I LED1x15650 G106 T840 ALU L30x65	1190	114	80	14805	85,9	172	80+	4000	2,20
Norte I LED1x18550 G107 T840 ALU L30x65	1190	114	80	17548	104,0	169	80+	4000	2,20
Norte I LED1x21250 G108 T840 ALU L30x65	1190	114	80	20131	122,1	165	80+	4000	2,20
Norte I LED1x20900 G110 T840 ALU L30x65	1444	114	80	19740	114,6	172	80+	4000	2,80
Norte I LED1x24700 G111 T840 ALU L30x65	1444	114	80	23397	138,7	169	80+	4000	2,80
Norte I LED1x26450 G116 T840 ALU L30x65 DALI	1444	114	80	25037	151,2	166	80+	4000	2,80
Norte I LED1x28350 G112 T840 ALU L30x65	1444	114	80	26842	162,8	165	80+	4000	2,80
Norte I LED1x31100 G113 T840 ALU L30x65	1953	114	80	29457	171,4	172	80+	4000	4,10
Norte I LED1x36900 G114 T840 ALU L30x65	1953	114	80	34914	207,4	168	80+	4000	4,10
Norte I LED1x42300 G115 T840 ALU L30x65	1953	114	80	40054	243,5	165	80+	4000	4,10
Norte I LED1x10500 G103 T830 ALU L60	935	114	80	9921	58,7	169	80+	3000	1,50
Norte I LED1x12350 G104 T830 ALU L60	935	114	80	11699	70,1	167	80+	3000	1,50
Norte I LED1x14250 G105 T830 ALU L60	935	114	80	13490	82,5	164	80+	3000	1,50
Norte I LED1x15650 G106 T830 ALU L60	1190	114	80	14881	86,2	173	80+	3000	2,20
Norte I LED1x18550 G107 T830 ALU L60	1190	114	80	17548	104,0	169	80+	3000	2,20
Norte I LED1x21250 G108 T830 ALU L60	1190	114	80	20236	122,4	165	80+	3000	2,20
Norte I LED1x20900 G110 T830 ALU L60	1444	114	80	19740	114,6	172	80+	3000	2,80
Norte I LED1x24700 G111 T830 ALU L60	1444	114	80	23397	138,7	169	80+	3000	2,80
Norte I LED1x26450 G116 T830 ALU L60 DALI	1444	114	80	25107	151,2	166	80+	3000	2,80
Norte I LED1x28350 G112 T830 ALU L60	1444	114	80	26842	162,8	165	80+	3000	2,80
Norte I LED1x31100 G113 T830 ALU L60	1953	114	80	29457	171,4	172	80+	3000	4,10
Norte I LED1x36900 G114 T830 ALU L60	1953	114	80	34914	207,4	168	80+	3000	4,10
Norte I LED1x42300 G115 T830 ALU L60	1953	114	80	40054	243,5	165	80+	3000	4,10
Norte I LED1x10500 G103 T840 ALU L60	935	114	80	10472	58,7	178	80+	4000	1,50
Norte I LED1x12350 G104 T840 ALU L60	935	114	80	12348	70,1	176	80+	4000	1,50
Norte I LED1x14250 G105 T840 ALU L60	935	114	80	14240	82,5	173	80+	4000	1,50
Norte I LED1x15650 G106 T840 ALU L60	1190	114	80	15627	85,9	182	80+	4000	2,20
Norte I LED1x18550 G107 T840 ALU L60	1190	114	80	18523	104,0	178	80+	4000	2,20
Norte I LED1x21250 G108 T840 ALU L60	1190	114	80	21250	122,1	174	80+	4000	2,20
Norte I LED1x20900 G110 T840 ALU L60	1444	114	80	20837	114,6	182	80+	4000	2,80
Norte I LED1x24700 G111 T840 ALU L60	1444	114	80	24697	138,7	178	80+	4000	2,80
Norte I LED1x26450 G116 T840 ALU L60 DALI	1444	114	80	26428	151,2	175	80+	4000	2,80
Norte I LED1x28350 G112 T840 ALU L60	1444	114	80	28333	162,8	174	80+	4000	2,80
Norte I LED1x31100 G113 T840 ALU L60	1953	114	80	31094	171,4	181	80+	4000	4,10

TECHNICAL DATA SHEET

Product	Length, mm	Width, mm	Height, mm	Luminaire output*, lm	System power*, W	System efficacy*, lm/W	CRI	CCT*, K	Weight, kg
Norte I LED1x36900 G114 T840 ALU L60	1953	114	80	36854	207,4	178	80+	4000	4,10
Norte I LED1x42300 G115 T840 ALU L60	1953	114	80	42279	243,5	174	80+	4000	4,10
Norte I LED1x10500 G103 T830 ALU L75	935	114	80	9503	58,7	162	80+	3000	1,50
Norte I LED1x12350 G104 T830 ALU L75	935	114	80	11206	70,1	160	80+	3000	1,50
Norte I LED1x14250 G105 T830 ALU L75	935	114	80	12922	82,5	157	80+	3000	1,50
Norte I LED1x15650 G106 T830 ALU L75	1190	114	80	14255	86,2	165	80+	3000	2,20
Norte I LED1x18550 G107 T830 ALU L75	1190	114	80	16809	104,0	162	80+	3000	2,20
Norte I LED1x21250 G108 T830 ALU L75	1190	114	80	19384	122,4	158	80+	3000	2,20
Norte I LED1x20900 G110 T830 ALU L75	1444	114	80	18909	114,6	165	80+	3000	2,80
Norte I LED1x24700 G111 T830 ALU L75	1444	114	80	22412	138,7	162	80+	3000	2,80
Norte I LED1x26450 G116 T830 ALU L75 DALI	1444	114	80	24050	151,2	159	80+	3000	2,80
Norte I LED1x28350 G112 T830 ALU L75	1444	114	80	25711	162,8	158	80+	3000	2,80
Norte I LED1x31100 G113 T830 ALU L75	1953	114	80	28217	171,4	165	80+	3000	4,10
Norte I LED1x36900 G114 T830 ALU L75	1953	114	80	33444	207,4	161	80+	3000	4,10
Norte I LED1x42300 G115 T830 ALU L75	1953	114	80	38367	243,5	158	80+	3000	4,10
Norte I LED1x10500 G103 T840 ALU L75	935	114	80	10031	58,7	171	80+	4000	1,50
Norte I LED1x12350 G104 T840 ALU L75	935	114	80	11829	70,1	169	80+	4000	1,50
Norte I LED1x14250 G105 T840 ALU L75	935	114	80	13640	82,5	165	80+	4000	1,50
Norte I LED1x15650 G106 T840 ALU L75	1190	114	80	14969	85,9	174	80+	4000	2,20
Norte I LED1x18550 G107 T840 ALU L75	1190	114	80	17743	104,0	171	80+	4000	2,20
Norte I LED1x21250 G108 T840 ALU L75	1190	114	80	20355	122,1	167	80+	4000	2,20
Norte I LED1x20900 G110 T840 ALU L75	1444	114	80	19959	114,6	174	80+	4000	2,80
Norte I LED1x24700 G111 T840 ALU L75	1444	114	80	23657	138,7	171	80+	4000	2,80
Norte I LED1x26450 G116 T840 ALU L75 DALI	1444	114	80	25315	151,2	167	80+	4000	2,80
Norte I LED1x28350 G112 T840 ALU L75	1444	114	80	27140	162,8	167	80+	4000	2,80
Norte I LED1x31100 G113 T840 ALU L75	1953	114	80	29784	171,4	174	80+	4000	4,10
Norte I LED1x36900 G114 T840 ALU L75	1953	114	80	35302	207,4	170	80+	4000	4,10
Norte I LED1x42300 G115 T840 ALU L75	1953	114	80	40499	243,5	166	80+	4000	4,10
Norte I LED1x10500 G103 T830 ALU L90x90	935	114	80	9921	58,7	169	80+	3000	1,50
Norte I LED1x12350 G104 T830 ALU L90x90	935	114	80	11699	70,1	167	80+	3000	1,50
Norte I LED1x14250 G105 T830 ALU L90x90	935	114	80	13490	82,5	164	80+	3000	1,50
Norte I LED1x15650 G106 T830 ALU L90x90	1190	114	80	14881	86,2	173	80+	3000	2,20
Norte I LED1x18550 G107 T830 ALU L90x90	1190	114	80	17548	104,0	169	80+	3000	2,20
Norte I LED1x21250 G108 T830 ALU L90x90	1190	114	80	20236	122,4	165	80+	3000	2,20
Norte I LED1x20850 G110 T830 ALU L90x90	1444	114	80	19740	114,6	172	80+	3000	2,80
Norte I LED1x24700 G111 T830 ALU L90x90	1444	114	80	23397	138,7	169	80+	3000	2,80
Norte I LED1x26450 G116 T830 ALU L90x90 DALI	1444	114	80	25107	151,2	166	80+	3000	2,80
Norte I LED1x28350 G112 T830 ALU L90x90	1444	114	80	26842	162,8	165	80+	3000	2,80
Norte I LED1x31100 G113 T830 ALU L90x90	1953	114	80	29457	171,4	172	80+	3000	4,10
Norte I LED1x36900 G114 T830 ALU L90x90	1953	114	80	34914	207,4	168	80+	3000	4,10
Norte I LED1x42300 G115 T830 ALU L90x90	1953	114	80	40054	243,5	165	80+	3000	4,10
Norte I LED1x10500 G103 T840 ALU L90x90	935	114	80	10472	58,7	178	80+	4000	1,50
Norte I LED1x12350 G104 T840 ALU L90x90	935	114	80	12348	70,1	176	80+	4000	1,50
Norte I LED1x14250 G105 T840 ALU L90x90	935	114	80	14240	82,5	173	80+	4000	1,50
Norte I LED1x15650 G106 T840 ALU L90x90	1190	114	80	15627	85,9	182	80+	4000	2,20
Norte I LED1x18550 G107 T840 ALU L90x90	1190	114	80	18523	104,0	178	80+	4000	2,20
Norte I LED1x21250 G108 T840 ALU L90x90	1190	114	80	21250	122,1	174	80+	4000	2,20
Norte I LED1x20850 G110 T840 ALU L90x90	1444	114	80	20837	114,6	182	80+	4000	2,80
Norte I LED1x24700 G111 T840 ALU L90x90	1444	114	80	24697	138,7	178	80+	4000	2,80
Norte I LED1x26450 G116 T840 ALU L90x90 DALI	1444	114	80	26428	151,2	175	80+	4000	2,80
Norte I LED1x28350 G112 T840 ALU L90x90	1444	114	80	28333	162,8	174	80+	4000	2,80
Norte I LED1x31100 G113 T840 ALU L90x90	1953	114	80	31094	171,4	181	80+	4000	4,10
Norte I LED1x36900 G114 T840 ALU L90x90	1953	114	80	36854	207,4	178	80+	4000	4,10
Norte I LED1x42300 G115 T840 ALU L90x90	1953	114	80	42279	243,5	174	80+	4000	4,10
Norte I LED1x10500 G103 T830 ALU L120	935	114	80	9921	58,7	169	80+	3000	1,50
Norte I LED1x12350 G104 T830 ALU L120	935	114	80	11699	70,1	167	80+	3000	1,50
Norte I LED1x14250 G105 T830 ALU L120	935	114	80	13490	82,5	164	80+	3000	1,50
Norte I LED1x15650 G106 T830 ALU L120	1190	114	80	14881	86,2	173	80+	3000	2,20
Norte I LED1x18550 G107 T830 ALU L120	1190	114	80	17548	104,0	169	80+	3000	2,20
Norte I LED1x21250 G108 T830 ALU L120	1190	114	80	20236	122,4	165	80+	3000	2,20
Norte I LED1x20900 G110 T830 ALU L120	1444	114	80	19740	114,6	172	80+	3000	2,80
Norte I LED1x24700 G111 T830 ALU L120	1444	114	80	23397	138,7	169	80+	3000	2,80
Norte I LED1x26450 G116 T830 ALU L120 DALI	1444	114	80	25107	151,2	166	80+	3000	2,80
Norte I LED1x28350 G112 T830 ALU L120	1444	114	80	26842	162,8	165	80+	3000	2,80
Norte I LED1x31100 G113 T830 ALU L120	1953	114	80	29457	171,4	172	80+	3000	4,10
Norte I LED1x36900 G114 T830 ALU L120	1953	114	80	34914	207,4	168	80+	3000	4,10
Norte I LED1x42300 G115 T830 ALU L120	1953	114	80	40054	243,5	165	80+	3000	4,10
Norte I LED1x10500 G103 T840 ALU L120	935	114	80	10472	58,7	178	80+	4000	1,50
Norte I LED1x12350 G104 T840 ALU L120	935	114	80	12348	70,1	176	80+	4000	1,50
Norte I LED1x14250 G105 T840 ALU L120	935	114	80	14240	82,5	173	80+	4000	1,50
Norte I LED1x15650 G106 T840 ALU L120	1190	114	80	15627	85,9	182	80+	4000	2,20
Norte I LED1x18550 G107 T840 ALU L120	1190	114	80	18523	104,0	178	80+	4000	2,20
Norte I LED1x21250 G108 T840 ALU L120	1190	114	80	21250	122,1	174	80+	4000	2,20
Norte I LED1x20900 G110 T840 ALU L120	1444	114	80	20837	114,6	182	80+	4000	2,80

TECHNICAL DATA SHEET

Product	Length, mm	Width, mm	Height, mm	Luminaire output*, lm	System power*, W	System efficacy*, lm/W	CRI	CCT*, K	Weight, kg	
Norte I LED1x24700 G111 T840 ALU L120	1444	114	80	24697	138,7	178	80+	4000	2,80	
Norte I LED1x26450 G116 T840 ALU L120 DALI	1444	114	80	26428	151,2	175	80+	4000	2,80	
Norte I LED1x28350 G112 T840 ALU L120	1444	114	80	28333	162,8	174	80+	4000	2,80	
Norte I LED1x31100 G113 T840 ALU L120	1953	114	80	31094	171,4	181	80+	4000	4,10	
Norte I LED1x36900 G114 T840 ALU L120	1953	114	80	36854	207,4	178	80+	4000	4,10	
Norte I LED1x42300 G115 T840 ALU L120	1953	114	80	42279	243,5	174	80+	4000	4,10	
Norte I LED1x9950 G103 T830 ALU L1A50	935	114	80	9399	58,7	160	80+	3000	1,50	
Norte I LED1x11700 G104 T830 ALU L1A50	935	114	80	11083	70,1	158	80+	3000	1,50	
Norte I LED1x13500 G105 T830 ALU L1A50	935	114	80	12780	82,5	155	80+	3000	1,50	
Norte I LED1x14850 G106 T830 ALU L1A50	1190	114	80	14098	86,2	164	80+	3000	2,20	
Norte I LED1x17550 G107 T830 ALU L1A50	1190	114	80	16624	104,0	160	80+	3000	2,20	
Norte I LED1x20150 G108 T830 ALU L1A50	1190	114	80	19171	122,4	157	80+	3000	2,20	
Norte I LED1x19750 G110 T830 ALU L1A50	1444	114	80	18701	114,6	163	80+	3000	2,80	
Norte I LED1x23400 G111 T830 ALU L1A50	1444	114	80	22166	138,7	160	80+	3000	2,80	
Norte I LED1x25050 G116 T830 ALU L1A50 DALI	1444	114	80	23785	151,2	157	80+	3000	2,80	
Norte I LED1x26850 G112 T830 ALU L1A50	1444	114	80	25429	162,8	156	80+	3000	2,80	
Norte I LED1x29500 G113 T830 ALU L1A50	1953	114	80	27907	171,4	163	80+	3000	4,10	
Norte I LED1x34950 G114 T830 ALU L1A50	1953	114	80	33077	207,4	159	80+	3000	4,10	
Norte I LED1x40100 G115 T830 ALU L1A50	1953	114	80	37945	243,5	156	80+	3000	4,10	
Norte I LED1x9950 G103 T840 ALU L1A50	935	114	80	9921	58,7	169	80+	4000	1,50	
Norte I LED1x11700 G104 T840 ALU L1A50	935	114	80	11699	70,1	167	80+	4000	1,50	
Norte I LED1x13500 G105 T840 ALU L1A50	935	114	80	13490	82,5	164	80+	4000	1,50	
Norte I LED1x14850 G106 T840 ALU L1A50	1190	114	80	14805	85,9	172	80+	4000	2,20	
Norte I LED1x17550 G107 T840 ALU L1A50	1190	114	80	17548	104,0	169	80+	4000	2,20	
Norte I LED1x20150 G108 T840 ALU L1A50	1190	114	80	20131	122,1	165	80+	4000	2,20	
Norte I LED1x19750 G110 T840 ALU L1A50	1444	114	80	19740	114,6	172	80+	4000	2,80	
Norte I LED1x23400 G111 T840 ALU L1A50	1444	114	80	23397	138,7	169	80+	4000	2,80	
Norte I LED1x25050 G116 T840 ALU L1A50 DALI	1444	114	80	25037	151,2	166	80+	4000	2,80	
Norte I LED1x26850 G112 T840 ALU L1A50	1444	114	80	26842	162,8	165	80+	4000	2,80	
Norte I LED1x29500 G113 T840 ALU L1A50	1953	114	80	29457	171,4	172	80+	4000	4,10	
Norte I LED1x34950 G114 T840 ALU L1A50	1953	114	80	34914	207,4	168	80+	4000	4,10	
Norte I LED1x40100 G115 T840 ALU L1A50	1953	114	80	40054	243,5	165	80+	4000	4,10	
*note - for accurate beam control please consider using adjustable brackets accessory										
Norte I LED1x10500 G103 T840 ALU L60 SPORT	935	114	91	9480	58,7	162	80+	4000	1,90	
Norte I LED1x12350 G104 T840 ALU L60 SPORT	935	114	91	11179	70,1	160	80+	4000	1,90	
Norte I LED1x14250 G105 T840 ALU L60 SPORT	935	114	91	12891	82,5	156	80+	4000	1,90	
Norte I LED1x15650 G106 T840 ALU L60 SPORT	1190	114	91	14147	85,9	165	80+	4000	2,60	
Norte I LED1x18550 G107 T840 ALU L60 SPORT	1190	114	91	16768	104,0	161	80+	4000	2,60	
Norte I LED1x21250 G108 T840 ALU L60 SPORT	1190	114	91	19237	122,1	158	80+	4000	2,60	
Norte I LED1x20900 G110 T840 ALU L60 SPORT	1444	114	91	18863	114,6	165	80+	4000	3,25	
Norte I LED1x24700 G111 T840 ALU L60 SPORT	1444	114	91	22357	138,7	161	80+	4000	3,25	
Norte I LED1x26450 G116 T840 ALU L60 SPORT DALI	1444	114	91	23925	151,2	158	80+	4000	3,25	
Norte I LED1x28350 G112 T840 ALU L60 SPORT	1444	114	91	25649	162,8	158	80+	4000	3,25	
Norte I LED1x31100 G113 T840 ALU L60 SPORT	1953	114	91	28148	171,4	164	80+	4000	4,55	
Norte I LED1x36900 G114 T840 ALU L60 SPORT	1953	114	91	33363	207,4	161	80+	4000	4,55	
Norte I LED1x42300 G115 T840 ALU L60 SPORT	1953	114	91	38273	243,5	157	80+	4000	4,55	
Norte I LED1x10500 G103 T840 ALU L75 SPORT	935	114	91	9039	58,7	154	80+	4000	1,90	
Norte I LED1x12350 G104 T840 ALU L75 SPORT	935	114	91	10659	70,1	152	80+	4000	1,90	
Norte I LED1x14250 G105 T840 ALU L75 SPORT	935	114	91	12291	82,5	149	80+	4000	1,90	
Norte I LED1x15650 G106 T840 ALU L75 SPORT	1190	114	91	13489	85,9	157	80+	4000	2,60	
Norte I LED1x18550 G107 T840 ALU L75 SPORT	1190	114	91	15988	104,0	154	80+	4000	2,60	
Norte I LED1x21250 G108 T840 ALU L75 SPORT	1190	114	91	18342	122,1	150	80+	4000	2,60	
Norte I LED1x20900 G110 T840 ALU L75 SPORT	1444	114	91	17985	114,6	157	80+	4000	3,25	
Norte I LED1x24700 G111 T840 ALU L75 SPORT	1444	114	91	21317	138,7	154	80+	4000	3,25	
Norte I LED1x26450 G116 T840 ALU L75 SPORT DALI	1444	114	91	22812	151,2	151	80+	4000	3,25	
Norte I LED1x28350 G112 T840 ALU L75 SPORT	1444	114	91	24456	162,8	150	80+	4000	3,25	
Norte I LED1x31100 G113 T840 ALU L75 SPORT	1953	114	91	26839	171,4	157	80+	4000	4,55	
Norte I LED1x36900 G114 T840 ALU L75 SPORT	1953	114	91	31811	207,4	153	80+	4000	4,55	
Norte I LED1x42300 G115 T840 ALU L75 SPORT	1953	114	91	36493	243,5	150	80+	4000	4,55	
Norte I LED1x9500 G103 T840 ALU L90x90 SPORT	935	114	91	9480	58,7	162	80+	4000	1,90	
Norte I LED1x11200 G104 T840 ALU L90x90 SPORT	935	114	91	11179	70,1	160	80+	4000	1,90	
Norte I LED1x12900 G105 T840 ALU L90x90 SPORT	935	114	91	12891	82,5	156	80+	4000	1,90	
Norte I LED1x14150 G106 T840 ALU L90x90 SPORT	1190	114	91	14147	85,9	165	80+	4000	2,60	
Norte I LED1x16800 G107 T840 ALU L90x90 SPORT	1190	114	91	16768	104,0	161	80+	4000	2,60	
Norte I LED1x19250 G108 T840 ALU L90x90 SPORT	1190	114	91	19237	122,1	158	80+	4000	2,60	
Norte I LED1x18900 G110 T840 ALU L90x90 SPORT	1444	114	91	18863	114,6	165	80+	4000	3,25	
Norte I LED1x22400 G111 T840 ALU L90x90 SPORT	1444	114	91	22357	138,7	161	80+	4000	3,25	
Norte I LED1x23950 G116 T840 ALU L90x90 SPORT DALI	1444	114	91	23925	151,2	158	80+	4000	3,25	
Norte I LED1x25650 G112 T840 ALU L90x90 SPORT	1444	114	91	25649	162,8	158	80+	4000	3,25	
Norte I LED1x28150 G113 T840 ALU L90x90 SPORT	1953	114	91	28148	171,4	164	80+	4000	4,55	
Norte I LED1x33400 G114 T840 ALU L90x90 SPORT	1953	114	91	33363	207,4	161	80+	4000	4,55	
Norte I LED1x38300 G115 T840 ALU L90x90 SPORT	1953	114	91	38273	243,5	157	80+	4000	4,55	

TECHNICAL DATA SHEET

Product	Length, mm	Width, mm	Height, mm	Luminaire output*, lm	System power*, W	System efficacy*, lm/W	CRI	CCT*, K	Weight, kg
Norte I LED1x10500 G103 T840 ALU L120 SPORT	935	114	91	9480	58,7	162	80+	4000	1,90
Norte I LED1x12350 G104 T840 ALU L120 SPORT	935	114	91	11179	70,1	160	80+	4000	1,90
Norte I LED1x14250 G105 T840 ALU L120 SPORT	935	114	91	12891	82,5	156	80+	4000	1,90
Norte I LED1x15650 G106 T840 ALU L120 SPORT	1190	114	91	14147	85,9	165	80+	4000	2,60
Norte I LED1x18550 G107 T840 ALU L120 SPORT	1190	114	91	16768	104,0	161	80+	4000	2,60
Norte I LED1x21250 G108 T840 ALU L120 SPORT	1190	114	91	19237	122,1	158	80+	4000	2,60
Norte I LED1x20900 G110 T840 ALU L120 SPORT	1444	114	91	18863	114,6	165	80+	4000	3,25
Norte I LED1x24700 G111 T840 ALU L120 SPORT	1444	114	91	22357	138,7	161	80+	4000	3,25
Norte I LED1x26450 G116 T840 ALU L120 SPORT DALI	1444	114	91	23925	151,2	158	80+	4000	3,25
Norte I LED1x28350 G112 T840 ALU L120 SPORT	1444	114	91	25649	162,8	158	80+	4000	3,25
Norte I LED1x31100 G113 T840 ALU L120 SPORT	1953	114	91	28148	171,4	164	80+	4000	4,55
Norte I LED1x36900 G114 T840 ALU L120 SPORT	1953	114	91	33363	207,4	161	80+	4000	4,55
Norte I LED1x42300 G115 T840 ALU L120 SPORT	1953	114	91	38273	243,5	157	80+	4000	4,55
Norte I LED1x8850 G103 T840 ALU L1A50 SPORT	935	114	91	8819	58,7	150	80+	4000	1,50
Norte I LED1x10400 G104 T840 ALU L1A50 SPORT	935	114	91	10399	70,1	148	80+	4000	1,50
Norte I LED1x12000 G105 T840 ALU L1A50 SPORT	935	114	91	11992	82,5	145	80+	4000	1,50
Norte I LED1x13200 G106 T840 ALU L1A50 SPORT	1190	114	91	13160	85,9	153	80+	4000	2,20
Norte I LED1x15600 G107 T840 ALU L1A50 SPORT	1190	114	91	15598	104,0	150	80+	4000	2,20
Norte I LED1x17900 G108 T840 ALU L1A50 SPORT	1190	114	91	17894	122,1	147	80+	4000	2,20
Norte I LED1x17550 G110 T840 ALU L1A50 SPORT	1444	114	91	17547	114,6	153	80+	4000	2,80
Norte I LED1x20800 G111 T840 ALU L1A50 SPORT	1444	114	91	20797	138,7	150	80+	4000	2,80
Norte I LED1x22300 G116 T840 ALU L1A50 SPORT DALI	1444	114	91	22255	151,2	147	80+	4000	2,80
Norte I LED1x23900 G112 T840 ALU L1A50 SPORT	1444	114	91	23859	162,8	147	80+	4000	2,80
Norte I LED1x26200 G113 T840 ALU L1A50 SPORT	1953	114	91	26184	171,4	153	80+	4000	4,10
Norte I LED1x31050 G114 T840 ALU L1A50 SPORT	1953	114	91	31035	207,4	150	80+	4000	4,10
Norte I LED1x35650 G115 T840 ALU L1A50 SPORT	1953	114	91	35603	243,5	146	80+	4000	4,10

* Tolerance range for optical and electrical data: ±10%. Values apply to an ambient temperature of 25°C. NORTHCLIFFE LIGHTING is constantly developing and improving its products. The right is reserved to change any product specifications without prior notification

Available options:

DALI Driver with DALI interface and switch-control dimming

*note - for models with power above 155W it is used two DALI drivers

HBEAIR-M Master luminaire with integrated smart sensor for high ceiling (up to 16m) and driver with wireless communication and grouping possibilities

HBEAIR-S Slave luminaire with integrated EAIR type driver for lighting control

*note - max system size 1x HBEAIRB-M + 3x HBEAIRB-S

*note - max wire length from HBEAIRB-M to last HBEAIRB-S - 11m

COR Driver with Corridor function (never off)

COR1min Driver with Corridor function 1min (switch off after 1 min)

COR30min Driver with Corridor function 30min (switch off after 30 min)

HBPIR7m-M Master luminaire with Integrated PIR and LUX level sensing sensor for high ceiling (up to 7 meters) with on-off control, possibility to connect and control other (slave) luminaires (parameters according to datasheet)

*note - max switching load up to 2A

HBPIR12m-M Master luminaire with Integrated PIR sensor for high ceiling (up to 12 meters), on-off control, possibility to connect and control other (slave) luminaires (parameters according to datasheet)

*note - max switching load up to 4A

*note - Luminaire with integrated HBPIR12m sensor protection degree is IP54

HBPIR15m-M

Master luminaire with Integrated PIR and LUX level sensing sensor for high ceiling (up to 15 meters) with on-off control, possibility to connect and control other (slave) luminaires (parameters according to datasheet)

*note - max switching load up to 2A

EM3 Emergency version 3 hours

EM3B Emergency version 3 hours (best available technology)

EM3A Emergency version equipped with an autonomous testing system, 3 hours

EM3D Emergency version 3 hours with DALI interface

SPORT Luminaire equipped with white painted protection grid suitable for sport halls

1G Strain relief for power supply cable

L40 Optics with 40x40° beam angle

L30x65 Optics with 30x65° beam angle

L60 Optics with 60x60° beam angle

L75 Optics with 75x75° beam angle

L120 Optics with 120x120° beam angle

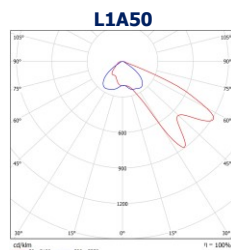
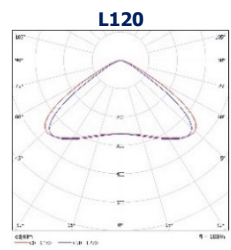
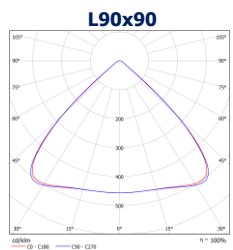
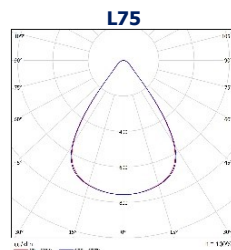
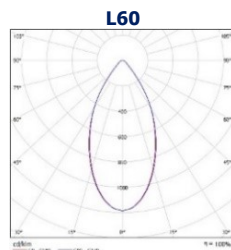
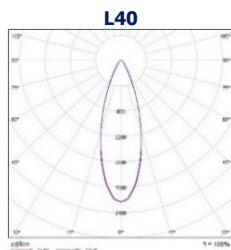
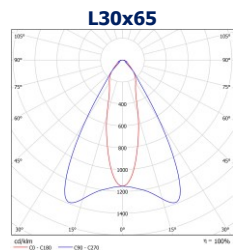
L1A50 Optics with asymmetric beam

T830 Colour temperature 3000K, CRI 80+

T840 Colour temperature 4000K, CRI 80+

T857 Colour temperature 5700K, CRI 80+

T865 Colour temperature 6500K, CRI 80+



TECHNICAL DATA SHEET

Available accessories:

Product: Suspension MTG KIT - Norte I LED 1.5m
Description: Suspension kit for Norte I LED high-bay, 1.5 meter

Product: Suspension MTG KIT - Norte I LED 3.0m
Description: Suspension kit for Norte I LED high-bay, 3.0 meter

Product: Suspension MTG KIT - Norte I LED 5.0m
Description: Suspension kit for Norte I LED high-bay, 5.0 meter

GRID MTG KIT Norte I LED - 980x114mm RAL9003
Protective grid for Norte I LED luminaires up to size 980x114mm, white

GRID MTG KIT Norte I LED - 1235x114mm RAL9003
Protective grid for Norte I LED luminaires up to size 1235x114mm, white

GRID MTG KIT Norte I LED - 1490x114mm RAL9003
Protective grid for Norte I LED luminaires up to size 1490x114mm, white

GRID MTG KIT Norte I LED - 1998x114mm RAL9003
Protective grid for Norte I LED luminaires up to size 1998x114mm, white



Product: Wire suspension BRACKET - Norte I LED
Description: Wire suspension brackets for Norte I LED high-bay, 2pcs



Product: Adjustable brackets MTG KIT - Norte I LED
Description: Ceiling and wall mounting brackets for Norte I LED with angle adjustment +/-75 degrees (every 15), galvanized steel, 2pcs

Applications:



